



DR. VIRENDRA SWARUP PUBLIC SCHOOL,

KALYANPUR

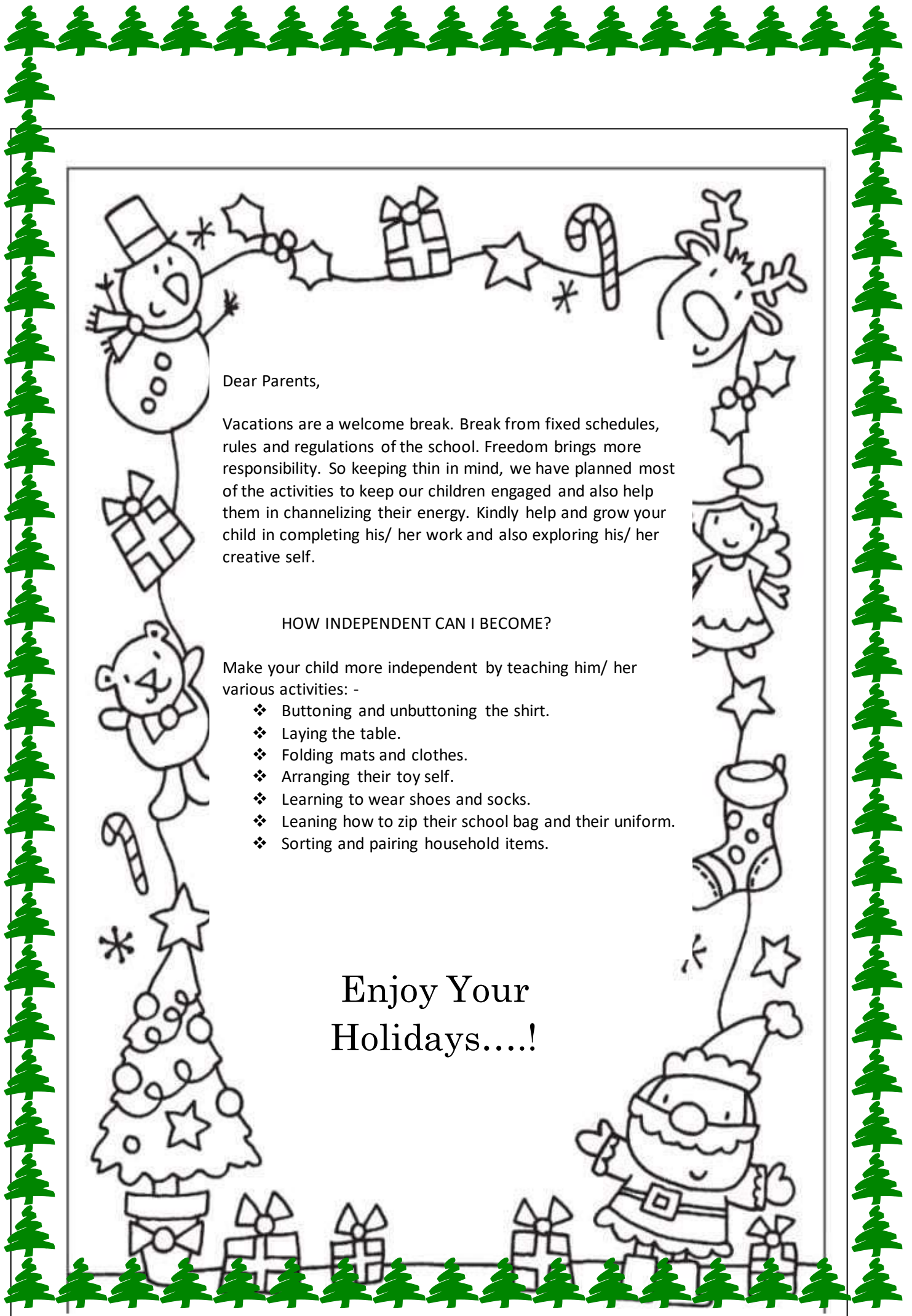
Class LKG

Winter Holiday Homework
[Session 2021-22]

I 'am a little snowman,
Short and fat.
Here is my scarf,
And here is my hat.
When it's cold and snowy,
I will stay.
But when it gets hot,
I melt away.

Winter
Holiday
Homework





Dear Parents,

Vacations are a welcome break. Break from fixed schedules, rules and regulations of the school. Freedom brings more responsibility. So keeping this in mind, we have planned most of the activities to keep our children engaged and also help them in channelizing their energy. Kindly help and grow your child in completing his/ her work and also exploring his/ her creative self.




HOW INDEPENDENT CAN I BECOME?

Make your child more independent by teaching him/ her various activities: -


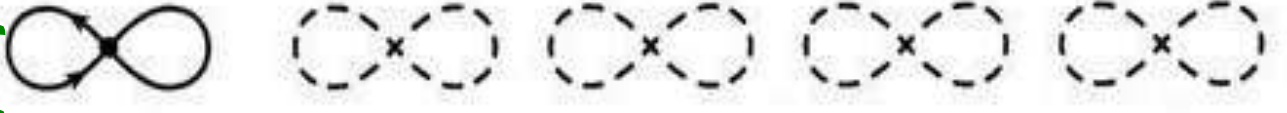



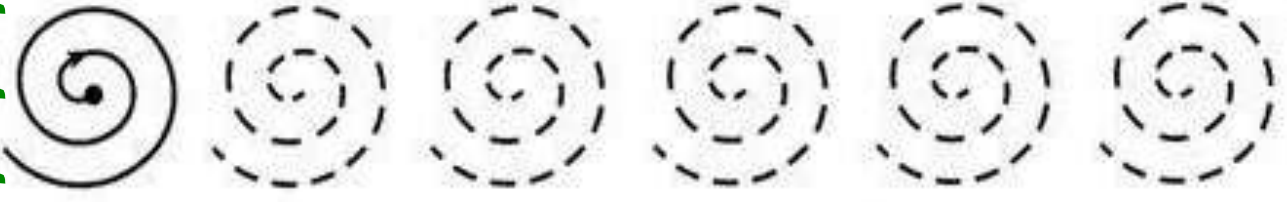
- ❖ Buttoning and unbuttoning the shirt.
- ❖ Laying the table.
- ❖ Folding mats and clothes.
- ❖ Arranging their toy self.
- ❖ Learning to wear shoes and socks.
- ❖ Learning how to zip their school bag and their uniform.
- ❖ Sorting and pairing household items.

Enjoy Your
Holidays.....!

Hello Kids, Help Santa to find the houses to deliver his presents. Trace the line and colour the pictures.



Trace the patterns to improve your fine motors.



Paste the pictures in the correct letter house.

a

b

c

d



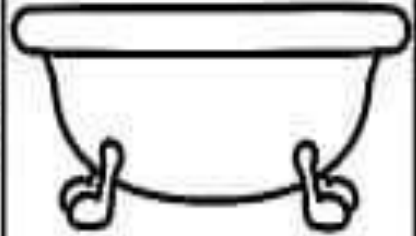
Fill in the blanks with the missing vowel and colour the pictures.




p _ t



c _ t



t _ b



h _ n




h _ t



g _ m



m _ p

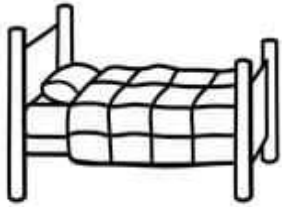



p _ g



d _ n


Write the correct letter to make the correct word.



b e




c a




s u



j a



p i



g u



w e

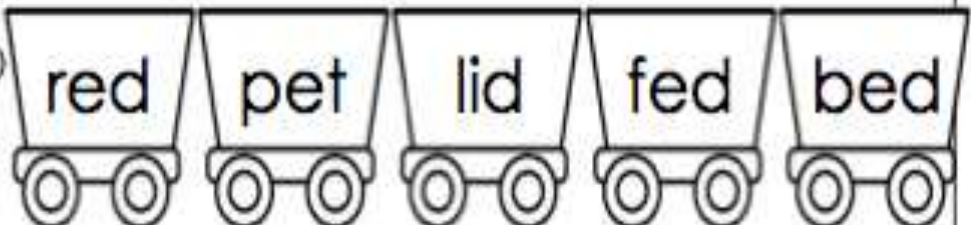

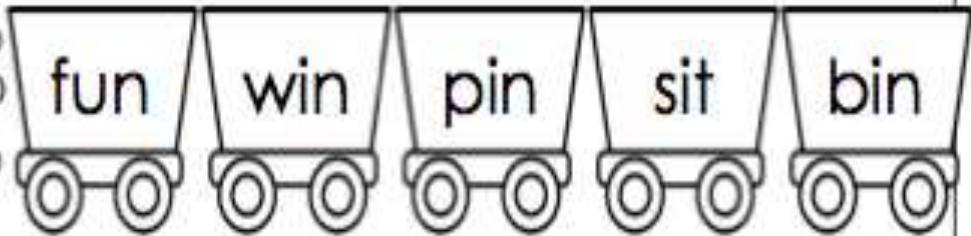




f o



h a

Read the words in each cart.
Colour it, if they match the word
family given in the first box.






Write sequence counting from 151 to 200.









A large grid for writing numbers, consisting of 5 columns and 15 rows of rounded rectangular boxes. The first row of boxes is partially filled with the heads of five cartoon frogs, each with large eyes and a smiling mouth. The remaining 14 rows of boxes are empty, providing space for writing the numbers from 151 to 200.


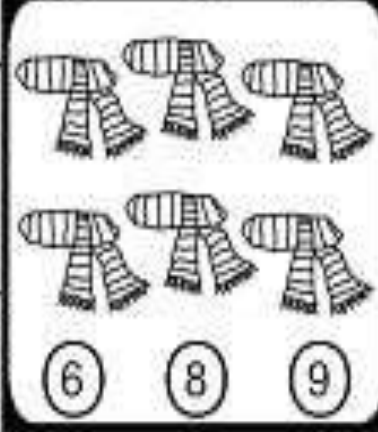


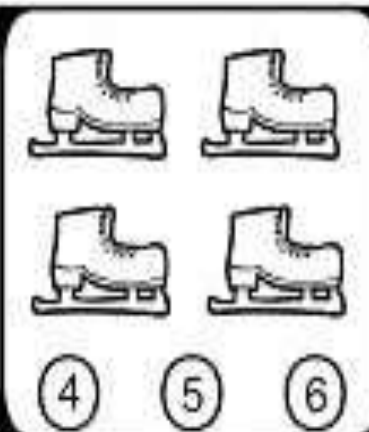
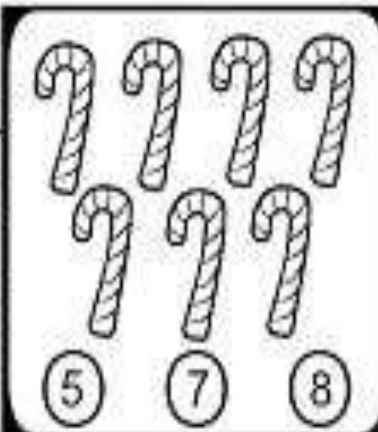


Count the number of each item above the line and write it in its box given below the line.



	<input type="text"/>		<input type="text"/>		<input type="text"/>
	<input type="text"/>		<input type="text"/>		<input type="text"/>

Count the pictures and colour the correct number.



Find the hidden numbers and colour it with the red colour.



What comes before, after and in between?



A gingerbread girl holding a blank rectangular sign.	A gingerbread boy holding a sign with the number 6.	A gingerbread girl holding a sign with the number 7.	A gingerbread boy holding a sign with the number 4.	A gingerbread girl holding a blank rectangular sign.	A gingerbread boy holding a sign with the number 6.
A gingerbread girl holding a sign with the number 10.	A gingerbread boy holding a blank rectangular sign.	A gingerbread girl holding a sign with the number 12.	A gingerbread boy holding a blank rectangular sign.	A gingerbread girl holding a sign with the number 7.	A gingerbread boy holding a sign with the number 8.
A gingerbread girl holding a sign with the number 16.	A gingerbread boy holding a sign with the number 17.	A gingerbread girl holding a blank rectangular sign.	A gingerbread boy holding a sign with the number 8.	A gingerbread girl holding a blank rectangular sign.	A gingerbread boy holding a sign with the number 10.
A gingerbread girl holding a blank rectangular sign.	A gingerbread boy holding a sign with the number 2.	A gingerbread girl holding a sign with the number 3.	A gingerbread boy holding a sign with the number 13.	A gingerbread girl holding a blank rectangular sign.	A gingerbread boy holding a sign with the number 15.

Colour the rhyming words.



bog	hog	bed	jog	lip	mad	bad
sit	dog	man	pad	dad	sad	sat
fog	map	clog	top	ten	had	fad

ben	let	mat	wet	pin	bid	bus
vet	jet	bet	dog	slip	kid	slid
met	tub	get	net	fun	did	hid



Match the following number with the correct number name.

Match the following numbers

14

15

13

11

12

18

17

20

19

16

Fifteen

Eleven

Fourteen

Twelve

Sixteen

Thirteen

Nineteen

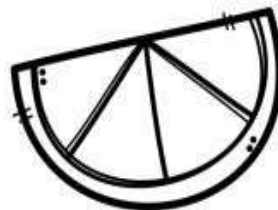
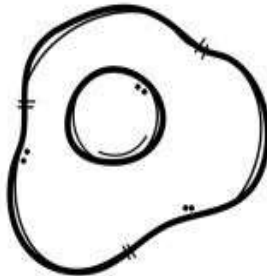
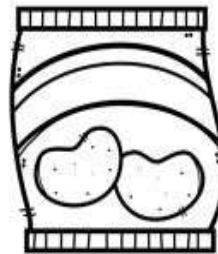
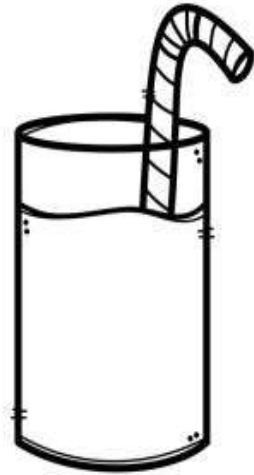




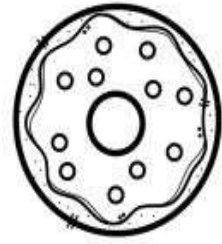
Eighteen

Seventeen

Eighteen

Healthy or Not Healthy?

Cross out the unhealthy foods. Color the healthy foods.



Colour the given food items according to the colour code.

Eat a Rainbow!

(every day)

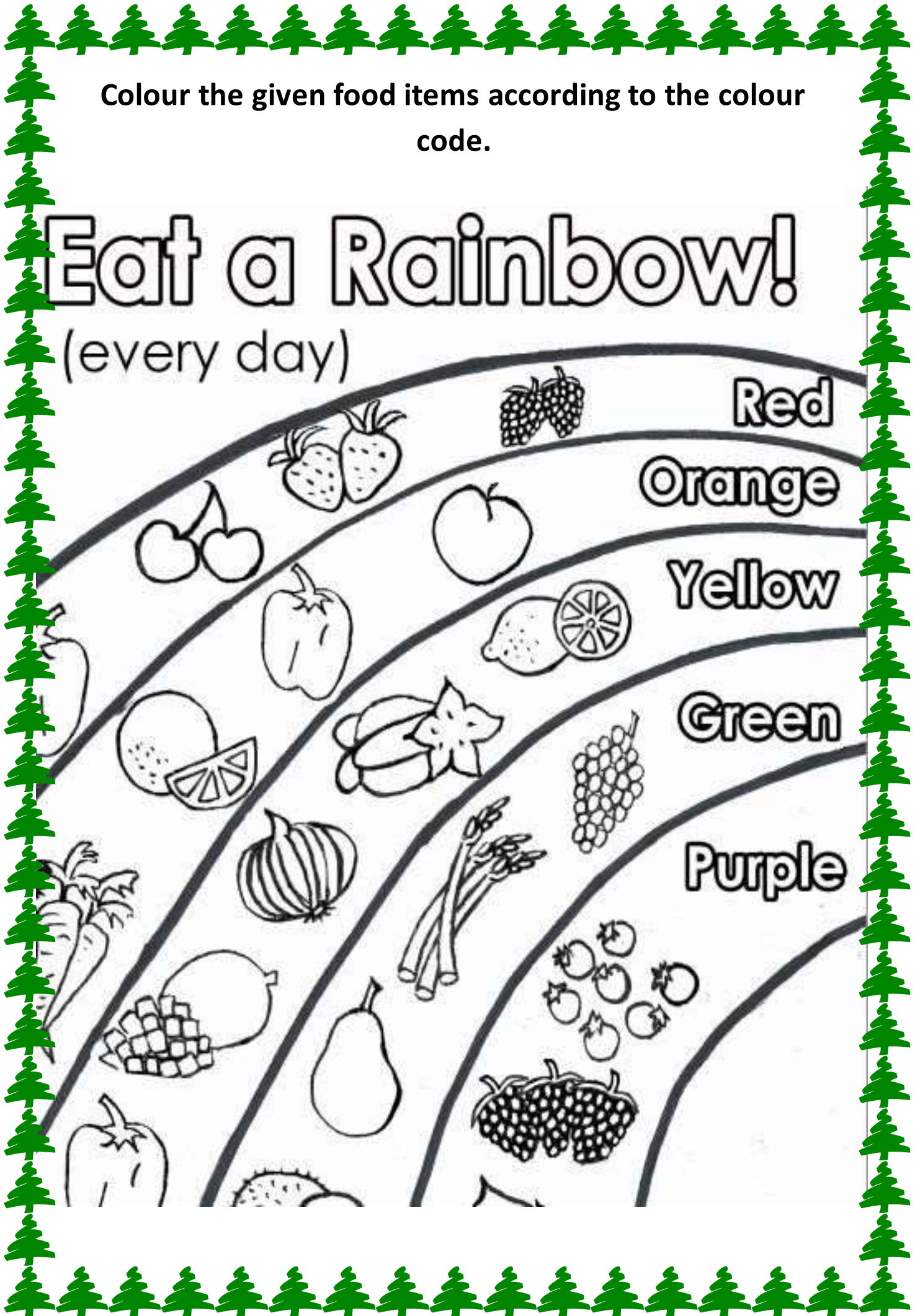
Red

Orange

Yellow

Green

Purple



Write the numbers in order
from least to greatest.

94 78 11 85 11 78 85 94

61 72 54 41

38 25 14 95

94 77 75 11

92 77 62 21

CHRISTMAS PROJECT

Make a paper plate Christmas tree and decorate it.

